

Periyar University

Periyar Palkalai Nagar

Salem – 636 011

Tamil Nadu. India

Internal Quality Assurance Cell



Annual Quality Assurance Report 2015-16

Submitted to

National Assessment and Accreditation Council
Bengaluru – 560 072

The Annual Quality Assurance Report (AQAR) of the IQAC

All NAAC accredited institutions will submit an annual self-reviewed progress report to NAAC, through its IQAC. The report is to detail the tangible results achieved in key areas, specifically identified by the institutional IQAC at the beginning of the academic year. The AQAR will detail the results of the perspective plan worked out by the IQAC. (Note: The AQAR period would be the Academic Year. For example, July 1, 2012 to June 30, 2013)

Part – A

AQAR for the year (for example 2013-14)

2015 - 16

I. Details of the Institution

1.1 Name of the Institution

Periyar University

1.2 Address Line 1

Periyar Palkalai Nagar

Address Line 2

Salem

City/Town

Salem

State

Tamil Nadu

Pin Code

636 011

Institution e-mail address

periyaruniversity1997@gmail.com

Contact Nos.

0427-2345766, 2345520, 2345778
Fax-0427-2345124

Name of the Head of the Institution:

Prof. Dr. C. Swaminathan

Tel. No. with STD Code:

0427-2345565

Mobile: 95975 05555

Name of the IQAC Co-ordinator: Dr. S. Kannan

Mobile: 99528 91773

IQAC e-mail address: puiqac@gmail.com

1.3 NAAC Track ID (For ex. MHC0GN 18879) TNUNGN10132

OR

1.4 NAAC Executive Committee No. & Date: EC(SC)/06/RAR/056 dated: May 1, 2015
(For Example EC/32/A&A/143 dated 3-5-2004.
This EC no. is available in the right corner- bottom
of your institution's Accreditation Certificate)

1.5 Website address: www.periyaruniversity@ac.in

Web-link of the AQAR: http://www.periyaruniversity.a.c.in/NAAC/AQAR.pdf

For ex. <http://www.ladykeanecollege.edu.in/AQAR2012-13.doc>

1.6 Accreditation Details

Sl. No.	Cycle	Grade	CGPA	Year of Accreditation	Validity Period
1	1 st Cycle	B+	75-80%	2007	5 Years
2	2 nd Cycle	A	3.15	May 01,2015	5 Years April 30, 2020
3	3 rd Cycle				
4	4 th Cycle				

1.7 Date of Establishment of IQAC: DD/MM/YYYY 30.05.2010

1.8 Details of the previous year's AQAR submitted to NAAC after the latest Assessment and Accreditation by NAAC ((for example AQAR 2010-11 submitted to NAAC on 12-10-2011))

- i. AQAR 2013-14 01.12.2014 ____ (DD/MM/YYYY)
 ii. AQAR 2014-15 19.11.2015 ____ (DD/MM/YYYY)
 iii. AQAR ____ (DD/MM/YYYY)
 iv. AQAR ____ (DD/MM/YYYY)

1.9 Institutional Status

University State ☒ Central ☐ Deemed ☐ Private ☐

Affiliated College Yes ☐ No ☒

Constituent College Yes ☐ No ☒

Autonomous college of UGC Yes ☐ No ☒

Regulatory Agency approved Institution Yes ☒ UGC No ☐

(eg. AICTE, BCI, MCI, PCI, NCI)

Type of Institution Co-education ☒ Men ☐ Women ☐

Urban ☐ Rural ☒ Tribal ☐

Financial Status Grant-in-aid ☐ UGC 2(f) ☒ UGC 12B ☒





Grant-in-aid + Self Financing ☐ Totally Self-financing ☐

1.10 Type of Faculty/Programme

Arts ☒ Science ☒ Commerce ☒ Law ☐ PEI (Phys Edu) ☐

TEI (Edu) ☒ Engineering ☐ Health Science ☒ Management ☒

Others (Specify)

-  Journalism and Mass Communication
-  Library and Information Science
-  Textiles and Apparel Design
-  B.Voc – Textiles and Apparel Design, Food Science and Nutrition

1.11 Name of the Affiliating University (*for the Colleges*)

1.12 Special status conferred by Central/ State Government-- UGC/CSIR/DST/DBT/ICMR etc

Autonomy by State/Central Govt. / University

University with Potential for Excellence

UGC-CPE

DST Star Scheme

UGC-CE

UGC-Special Assistance Programme

DST-FIST

UGC-Innovative PG programmes

Any other (*Specify*)

UGC-COP Programmes

2. IQAC Composition and Activities

2.1 No. of Teachers

2.2 No. of Administrative/Technical staff

2.3 No. of students

2.4 No. of Management representatives

2.5 No. of Alumni

2.6 No. of any other stakeholder and
community representatives

2.7 No. of Employers/ Industrialists

2.8 No. of other External Experts

2.9 Total No. of members

2.10 No. of IQAC meetings held

3

2.11 No. of meetings with various stakeholders:

No.

Faculty

7

Non-Teaching Staff Students

1

Alumni

-

Others

2

2.12 Has IQAC received any funding from UGC during the year?

Yes

No



If yes, mention the amount

-

2.13 Seminars and Conferences (only quality related)

(i) No. of Seminars/Conferences/ Workshops/Symposia organized by the IQAC

Total Nos.

13

International

National

1

State







Institution Level

12

(ii) Themes

1. Curriculum Enhancement in Higher Education (National)
2. Transforming Education Through Technology
3. Modernisation in Higher Education to Address the Societal Needs
4. Qualitative Enhancement of Teaching and Learning Process
5. The Impact of Periyar Thoughts in Higher Education
6. Soft Skill Training for Students
7. Faculty Development Programme on Counselling Skills
8. Workshop on Cybercrime
9. Role of ICT in Quality Sustenance and Enhancement in Higher Education
10. Smartphone Application in Teaching, Learning: Pros and Cons
11. Administrative Reforms
12. Sustaining Indian culture and Tradition through Historical Studies
13. Environmental Pollution prevention and regulatory system.

2.14 Significant Activities and contributions made by IQAC

-  Workshop for Administrative staffs
-  Soft skill training for students
-  Created awareness among student about cybercrime activities and prevention
-  Created awareness about environmental pollution and prevention
-  Practiced International Yoga day
-  Conducted rejuvenation Programme for faculty and staff

2.15 Plan of Action by IQAC/Outcome

The plan of action chalked out by the IQAC in the beginning of the year towards quality Enhancement and the outcome achieved by the end of the year *

Plan of Action	Achievements
<ul style="list-style-type: none"> + Remedial coaching + Faculty development programme + Make NET/SET Qualified students + IAS/IPS Coaching centre + Bring More research grants + Develop consultancy & Extension services etc., 	<ul style="list-style-type: none"> + Regularly conducting remedial coaching for weaker section students. + Some of the Departments are involving in consultancy and extension activities. + Many Departments received research grant from various funding agencies.

** Attach the Academic Calendar of the year as Annexure.*

2.15 Whether the AQAR was placed in statutory body Yes ☒ No ☐

Management ☐ Syndicate ☒ Any other body ☐

Provide the details of the action taken

AQAR is prepared based on the details collected from the University departments. The completed report was placed before the Syndicate for perusal.

Part – B

Criterion – I

I. Curricular Aspects

1.1 Details about Academic Programmes

Level of the Programme	Number of existing Programmes	Number of programmes added during the year	Number of self-financing programmes	Number of value added / Career Oriented programmes
PhD	25	-	-	1
PG	31	2	3	1
UG	2	-	-	-
PG Diploma	-	6	-	-
Advanced Diploma	1	-	-	-
Diploma	2	-	-	-
Certificate	5	-	-	-
Others	1	-	-	-
Total	62	8	3	2
Interdisciplinary	2	-	-	-
Innovative	-	-	-	-

1.2 (i) Flexibility of the Curriculum: CBCS/Core/Elective option / Open options

(ii) Pattern of programmes:

Pattern	Number of programmes
Semester	33
Trimester	
Annual	

1.3 Feedback from stakeholders* Alumni ☒ Parents ☒ Employers ☐ Students ☒
(On all aspects)

Mode of feedback : Online ☐ Manual ☒ Co-operating schools (for PEI) ☐

Please provide an analysis of the feedback in the **Annexure-A*

1.4 Whether there is any revision/update of regulation or syllabi, if yes, mention their salient aspects.

Biotechnology:

Yes, Nano biotechnology has been added in Postgraduate syllabus, Objective questions were included in question pattern.

Botany

Revised the syllabi of Supportive and elective papers as per the industrial and job requirements.

Chemistry

We Revised the M.Sc., & M. Phil., Chemistry syllabi for the year 2015-16

- ✚ To impart knowledge in fundamental aspects of all branches of chemistry
- ✚ To acquire deep knowledge in the study of physical, chemical, electrochemical and magnetic properties, structure elucidation using various techniques and applications of various organic and inorganic materials and
- ✚ To acquire basic knowledge in the specialized areas like Polymer chemistry, Environmental Chemistry, Dye Chemistry, Pharmaceutical Chemistry etc.

Mathematics:

- ✚ We introduced a Core Course Linear Algebra and new electives are added for wide choice of students

Microbiology:

- ✚ M.Sc. Syllabus was completely revised. This will be applicable for the M.Sc. students from the academic year 2016-17.
- ✚ Some subjects were newly introduced in this revised syllabus.
- ✚ Microbial nanotechnology, Infectomics, Extremophiles and Space Microbiology, Quorum Sensing, Ocular Mycology, Dental Microbiology, Microbial and plant taxonomy, Bioprocess Technology and etc (These new topics and papers were started in view to expand the knowledge of the students and to train them with the current leading scientific fields related to the degree).

PRIMS:

- ✚ Every three years, the syllabus is revised/modified by the Board of Studies to meet the expectations of the students and corporate companies.

Sociology:

- ✚ Once in three years syllabus is being revised, last revision has taken place on 2015, September

Zoology: Yes, revised as follows,

- ✚ The final semester had only Project work but now we have included one paper (Soft Skill Development)
- ✚ The Syllabus has been modelled based on CSIR NET syllabus, so that it will help students to clear NET Examinations.
- ✚ We have also included entrepreneur zoology to train students with business oriented zoological techniques.

1.5 Any new Department/Centre introduced during the year. If yes, give details.

<p>M.Sc. Energy Studies M.A. History</p>
--

Criterion – II

2. Teaching, Learning and Evaluation

2.1 Total No. of permanent faculty

Total	Asst. Professors	Associate Professors	Professors	Others
146	94	31	21	-

2.2 No. of permanent faculty with Ph.D.

137

2.3 No. of Faculty Positions Recruited (R) and Vacant (V) during the year

Asst. Professors		Associate Professors		Professors		Others		Total	
R	V	R	V	R	V	R	V	R	V
-	1	-	1	-	2	-	-	-	4

2.4 No. of Guest and Visiting faculty and Temporary faculty

22













-

2

2.5 Faculty participation in conferences and symposia:

No. of Faculty	International level	National level	State level
Attended	134	345	115
Presented papers	157	238	64
Resource Persons	24	111	50

2.6 Innovative processes adopted by the institution in Teaching and Learning:

-  Use of ICT in teaching.
-  Presentation and Interactive sessions of students.
-  Programmed Class Seminars and Special Lectures
-  Sensitization for taking up Higher Education Research Programmes (M.Phil., Ph.D. & PDF)
-  Regular career counseling for placements in Industries/Institutions
-  Coaching for NET/SET are conducted at Department Level
-  Soft Skill Development is introduced for M.Sc. and M.C.A students
-  Encouraging interactive system of learning
-  Communication skills are developed easily by giving regular practice in language lab with suitable packages.
-  Assessment of learning through interaction with students in classrooms - Group discussions
-  Recent information collections from science magazines and newspaper articles
-  Virtual Class room - Online Video lectures, You tube / Slide shore Videos

- ✚ Classes are handled by the faculty members for Diploma Courses introduced by our department.
- ✚ Hands on training programmes to improve the practical knowledge as well as handling the technology
- ✚ Invited lectures on current topics to expand the research ideas of the students
- ✚ Interactive programmes for all students- journal clubs for research scholars and seminars for master graduates
- ✚ Compulsory participation of each master graduates in summer internship programme
- ✚ Industrial visits
- ✚ Motivated and allowed each individual to handle the instruments
- ✚ Individual laboratory oriented training (SOP)
- ✚ Exposure to webinars
- ✚ Plagiarism Check for Thesis Submission
- ✚ Therapeutic Skill Development
- ✚ Clinical Hypnotherapy
- ✚ Village Adoption for outreach activities
- ✚ Online resource materials have been supplied to all students to uplift their subject knowledge
- ✚ Students have been motivated to apply for ORS (Overseas Research Studentship). Indian Academy of Sciences Summer Fellowships and Research Training in reputed CSIR/DBT institutes

2.7 Total No. of actual teaching days during this academic year

180

2.8 Examination/ Evaluation Reforms initiated by the Institution (for example: Open Book Examination, Bar Coding, Double Valuation, Photocopy, Online Multiple Choice Questions)

- ✚ To maintain transparency in evaluation, Bar-coding method is adopted in answer Booklet.
- ✚ Single Valuation System.
- ✚ Question set by external examiner and valuation done by internal Faculty.
- ✚ Assessment: Based on CIA-Assignment-Seminar-Tests and Discussion.

2.9 No. of faculty members involved in curriculum restructuring/revision/syllabus development as member of Board of Study/Faculty/Curriculum Development workshop

258

-

-

2.10 Average percentage of attendance of students

85 – 95%

2.11 Course/Programme wise distribution of pass percentage: **Post Graduate**

Title of the Programme	Total no. of students appeared	Division				
		Distinction %	I %	II %	III %	Pass %
Commerce	39	-	69.23	20.51	-	89.74
Economics	12	-	100	-	-	100
Education	-	-	-	-	-	-
English	28	-	53.57	46.43	-	100
JMC	15	-	66.67	13.33	-	80
Management	53	9.43	86.79	-	-	96.22
Psychology	21	9.52	85.71	4.76	-	100
Sociology	2	-	100	-	-	100
Tamil	26	7.69	84.62	-	-	92.31
Biochemistry	17	11.76	82.35	-	-	94.11
Biotechnology	30	3.33	96.67	-	-	100
Chemistry	28	89.29	3.57	-	-	92.86
Computer Science (M.Sc.)	37	18.92	75.68	-	-	94.60
MCA	34	14.71	79.41	-	-	94.12
MCA (LE)	25	16.00	84.00	-	-	100
Food Science	18	-	55.56	44.44	-	100
Geology	14	64.29	35.71	-	-	100
Mathematics	29	24.14	48.28	-	-	72.42
Microbiology	22	-	100	-	-	100
Physics	29	55.17	44.83	-	-	100
Botany	23	69.57	26.09	-	-	95.66
Environmental Science	08	37.50	62.50	-	-	100
Library Science	17	5.88	82.35	-	-	88.23
Zoology	22	54.55	45.45	-	-	100

Course/Programme wise distribution of pass percentage: **M.Phil.**

Title of the Programme	Total no. of students appeared	Division				
		Distinction %	I %	II %	III %	Pass %
Commerce	28	7.14	89.29	-	-	96.43
Economics	19	94.74	5.26	-	-	100
Education	19	21.05	78.95	-	-	100
English	08	50.00	50.00	-	-	100
JMC	05	-	80.00	20.00	-	100
Management	27	59.26	33.33	-	-	92.59
Psychology	02	-	100	-	-	100

Sociology	04	-	100	-	-	100
Tamil	24	37.50	58.33	-	-	95.83
Biochemistry	06	100.00	-	-	-	100
Biotechnology	15	80.00	13.33	-	-	93.33
Chemistry	28	78.57	7.14	-	-	85.71
Computer Science	24	4.17	79.17	12.50	-	95.84
Food Science	08	12.50	87.50	-	-	100
Geology	09	88.89	-	-	-	88.89
Mathematics	28	46.43	50.00	-	-	96.43
Microbiology	17	58.82	41.18	-	-	100
Physics	28	92.86	7.14	-	-	100
Botany	17	94.12	5.88	-	-	100
Environmental Science	03	33.33	33.33	-	-	66.76
Library Science	06	100.00	-	-	-	100
Textiles and Apparel Design	08	50.00	12.50	-	-	62.50
Zoology	09	88.89	-	-	-	88.89

2.12 How does IQAC Contribute/Monitor/Evaluate the Teaching & Learning processes:

The IQAC contributes well for the quality assurance in the educational programmes. The IQAC has conducted programmes for the Department faculty and the principals of affiliated colleges for quality enhancement in the academic programmes. The IQAC is also periodically sending circulars, NAAC news to the Departments and colleges. The IQAC obtains feedback from all the University students. The IQAC also monitors the academic growth of the students from the disadvantaged sections of the society. The Vice-Chancellor with the team of senior professors is continuously reviewing the teaching learning process of the departments. The IQAC monitors the academic activities of the all the university departments.

2.13 Initiatives undertaken towards faculty development

<i>Faculty / Staff Development Programmes</i>	<i>Number of faculty benefitted</i>
Refresher courses	29
UGC – Faculty Improvement Programme	9
HRD programmes	15
Orientation programmes	16
Faculty exchange programme	3
Staff training conducted by the university	56
Staff training conducted by other institutions	6
Summer / Winter schools, Workshops, etc.	16
Others	6





2.14 Details of Administrative and Technical staff

Category	Number of Permanent Employees	Number of Vacant Positions	Number of permanent positions filled during the Year	Number of positions filled temporarily
Administrative Staff	50	112	-	-
Technical Staff	2	2	-	-

Criterion – III

3. Research, Consultancy and Extension

3.1 Initiatives of the IQAC in Sensitizing/Promoting Research Climate in the institution

-  Action plan has been collected from faculty for various research programmes to promote higher education.
-  Faculty are encouraged to publish research papers in peer reviewed Journals with high impact factor, Conference proceedings etc.
-  Students have been motivated to participate in the summer training or workshops conducted by the Science Academies and reputed National Institute like IISc., Bangalore, NCBS, NIV and NII etc., and also International Institutes.
-  Ph.D Scholars and final year master degree students have been motivated to promote their research standards by undertaking research training or doing part of their research in abroad.

3.2 Details regarding major projects

	Completed	Ongoing	Sanctioned	Submitted
Number	19	40	10	36
Outlay in Rs. Lakhs	241.82	617.03	175.05	1170.83

3.3 Details regarding minor projects

	Completed	Ongoing	Sanctioned	Submitted
Number	3	7	6	-
Outlay in Rs. Lakhs	7.00	26.75	25.72	-

3.4 Details on research publications

	International	National	Others
Peer Review Journals	677	103	15
Non-Peer Review Journals	55	26	-
e-Journals	5	-	-
Conference proceedings	150	183	-

3.5 Details on Impact factor of publications:

Range **0.13-7.145**

Average **2-3**

h-index **23**

Nos. in SCOPUS **1045**

3.6 Research funds sanctioned and received from various funding agencies, industry and other organizations

Nature of the Project	Duration Year	Name of the funding Agency	Total grant sanctioned	Received	Department
Major Project	2014 - 17	DST (SERB)	39,00,000	18,00,000	Chemistry
	2014 - 17	DRDO	15,65,000	11,20,000	Chemistry
	2014 - 16	UGC (Research award)	31,64,000	29,39,000	Chemistry
	2015 - 18	UGC	11,74,000	--	Chemistry
	2015 - 18	CSIR	22,92,000	--	Chemistry
	2016 - 19	DST-SERB	29,43,000	--	Chemistry
	2012 - 15	DST- SERB	25,18,000	18,26,000	Chemistry
	2012 - 15	DST(WOS-A)	18,40,000	13,00,000	Chemistry
	2 years	UGC	3,88,000	3,88,000	Commerce
	2 years	UGC	7,98,800	5,19,800	Commerce
	2 years	ICSSR	7,00,000	5,40,000	Commerce
	2 years	ICSSR	6,36,400	2,36,800	Education
	2012-15	UGC	9,30,000	8,11,000	Mathematics
	2012-15	UGC	11,65,000	10,37,000	Mathematics
	2014-17	DST,SERB,UGC	11,85,000	4,50,000	Mathematics
	3 years	ICMR,DBT,CSIR,DST	1,24,61,000	Existing	Microbiology
	2012-15	UGC	10,20,300	10,20,300	Physics
	2016-20	DST	54,10,143	37,45,623	Physics
	2012-15	CSIR	25,00,000	21,18,300	Physics
	2 years	UGC	3,32,600	3,32,600	Tamil
	3 years	UGC	9,91,000	On going	Textiles & AD
	2015-18	UGC	28,00,000	28,00,000	Zoology
	2015	UGC	13,99,500	10,05,000	Comp.Science
	2015-17	UGC	14,00,000	14,00,000	Sociology
	2010-16	DST-FIST	30,50,000	30,50,000	Geology
	2015-20	PDF-UGC	1,00.00.000	20,00,000	Geology
	2015-20	RJNF	15.00.000	3,00,000	Geology
	2014-19	DST-INSPIRE	15,00,000	4,00,000	Geology
	2014-17	DRDO	17,25,152	17,25,152	Food Science
	2014-17	DST-SERB	10,15,000	40,15,000	Food Science
	2014-16	ICMR	21,19,830	21,19,830	Food Science
	2014-17	UGC	13,28,880	13,28,880	Food Science
Total			7,57,52,605	4,03,28,285	

Minor Project	2014 - 16	UGC	1,20,000	1,20,000	Botany
	2015 - 18	CSIR	3,75,000	75,000	Chemistry
	2016 - 17	UGC	6,00,000	--	Chemistry
	8 months	NUEPA	4,20,000	--	Education
	2 years	UGC	6,00,000	6,00,000	Physics
	2 years	UGC	9,50,000	-	Physics
	2014-15	UGC	6,00,000	6,00,000	Food Science
Total			36,65,000	13,95,000	
Interdisciplinary projects	2016-18	DST	54,101	37,456	Biochemistry

Industry sponsored	1	SS, Biochem, India	2,65,000	Received	Microbiology
Projects sponsored by the University/ College	-	-	-	-	-
Student research Project (Other than compulsory by the University)		RGNF	--	1,92,000	Chemistry
		DST-INSPIRE	7,60,000	7,60,000	Chemistry
Total			10,79,101	9,89,456	
Any other (Specify)	2015-20	UGC-SAP	1,12,00,000	-	Chemistry
	2015-21	UGC-Non SAP	80,50,000	-	Mathematics
	5	PU	6,50,000	1,00,000	Physics
	2015	ICSSR	10,00,000	10,00,000	JMC
Total			2,09,00,000	11,00,000	
All Project Total			10,13,96,706	4,38,12,741	

3.7 No. of books published i) With ISBN No. **31** Chapters in Edited Books **90**

ii) Without ISBN No. **12**

3.8 No. of University Departments receiving funds from

UGC-SAP	3	CAS		DST-FIST	3
DPE				DBT Scheme/funds	

3.9 For colleges	Autonomy	-	CPE	-	DBT Star Scheme	-
	INSPIRE	-	CE	-	Any Other (specify)	-

3.10 Revenue generated through consultancy **4,06,710**

3.11 No. of conferences organized by the Institution

Level	International	National	State	University	College
Number	9	64	1	29	2
Sponsoring agencies	PU, ICMR & VT	UGC,DST,DBT, ICMR,TNSCST,ICHR	-	UGC,PU, Endowment,IQAC	Padmavani College

3.12 No. of faculty served as experts, chairpersons or resource persons: **133**

3.13 No. of collaborations International **14** National **22** Any other **6**

3.14 No. of linkages created during this year **14**

3.15 Total budget for research for current year in lakhs:

From Funding agency **657.46** From Management of University/College **244.13**

Total **901.59**

3.16 No. of patents received this year

Type of Patent		Number
National	Applied	4
	Granted	1
International	Applied	1
	Granted	-
Commercialized	Applied	-
	Granted	-

3.17 No. of research awards/ recognitions received by faculty and research fellows
Of the institute in the year

Total	International	National	State	University	Dist	College
54	7	27	2	17	1	-

3.18 No. of faculty from the Institution who are Ph. D. Guides **146**
and students registered under them **308**

3.19 No. of Ph.D. awarded by faculty from the Institution **63**

3.20 No. of Research Scholars receiving the Fellowships (Newly enrolled + existing ones)

JRF **46** SRF **14** Project Fellows **41** Any other **141**

3.21 No. of students participated in NSS events:

University level **500** State level **10**
National level **40** International level **-**

3.22 No. of students participated in NCC events:

University level	-	State level	-
National level	-	International level	-

3.23 No. of Awards won in NSS:

University level	-	State level	-
National level	1	International level	-

3.24 No. of Awards won in NCC:

University level	-	State level	-
National level	-	International level	-

3.25 No. of Extension activities organized

University forum	-	College forum	-
NCC	-	NSS	200
		Any other	-

3.26 Major Activities during the year in the sphere of extension activities and Institutional Social Responsibility

- Hands on training on Edible Mushroom Cultivation for Self-Help Group in Salem
- NSS Special Camp-75
- Blood Donation Camp – 550 units of blood donated to Govt. Hospitals in Four Districts.
- Pre RD Selection Camp
- National Voluntary Blood Donation Day Celebration
- Disaster Management Awareness Programme
- Vigilance Awareness Week Celebration
- “Rastriya Ekta Diwas” National Unity Day Celebration
- “Swachh Bharat Mission” Clean India Camp Work
- International Yoga Day Celebration
- A.B.J. Abdul Kalam Birth day (Youth Awakening Day) Celebration
- Anti-Ragging Awareness Programme
- Tree Plantation/Environmental Awareness – about 2000 seedlings planted by 158 units.

- Road Safety Awareness Programme
- First Constitution Day Celebration
- Helmet Awareness Programme
- Kamarajar Birth Day Celebrations
- Independence Day Celebration
- Teacher's Day Celebration
- Flag Day Celebration
- Gandhi Jayanthi Celebration
- "HIV AIDS" Awareness Programme
- Dengue Fever Awareness Programme
- Trekking to Hills
- Voters Awareness
- Cancer Awareness Programme February 2016
- Support to the Flood affected victims in Visoor at Cuddalore and Oorappakkam at Chennai.
- Monitory support to orphanages
- Donated Desktop Computers to Self Help Group
- Awareness programme to the local formers about the soil health and organic forming on the eve of Soil Day 2016.
- Psychological counselling for teachers and students.
- International Literacy Day Celebration.

Criterion – IV

4. Infrastructure and Learning Resources

4.1 Details of increased Infrastructure Facilities:

Facilities	Existing	Newly created	Source of Fund	Total
Campus area	90 acres	-	-	90 acres
Class rooms	47	9	PU	56
Laboratories	46	9	PU	55
Seminar Halls	5	-	PU	5
No. of important equipments purchased (≥ 1-0 lakh) during the current year.	36	33	PU,ICMR, ProFund, UGC FIST, Non SAP	1,82,550
Value of the equipment purchased during the year (Rs. in Lakhs)		FO Office-data Rs.1,27,07,612 Dept & Admn Office	PU	1,27,07,612
Others	-	1	PU	4,80,000
Community Radio	1	-	2,50,000	2,50,000

4.2 Computerization of Administration and Library

Periyar University Library is fully computerized using an integrated multi-user library management system. Bibliographic records of Book collections, Periodicals, CDs/DVDs, Theses and Reports are available in the Library Database and are accessible through Library OPAC.

The Library uses Bar-Code Technology system for circulation of Books (Issue/Return/Renewal) since July 2006.

INTERNET facility is available in the library to access e-books and e-journals.

Digitization of Theses and Dissertation work is completed and now the data will be available in the ETD Lab.

Periyar University Library signed MoU with INFLIBNET Centre for establishing UGC-Infonet Digital Library and accessing 12 E-Resources from UGC-Infonet Digital Library Consortium.

CCTV Camera facilities have been implemented in the University Library.

ETD Lab:

All Digitized theses are available in the National Repository of Shodhganga as well as our ETD Lab. The ETD Lab has one server with 9 systems. Students can access all these theses at free of cost.

Institutional Repositories:

Digitized Question Papers of our Periyar University are available in the Periyar University Institutional Repositories.

News clippings of our Periyar University news are available in the Institutional Repositories.

Computerization:

UGC has sanctioned Rs. 8.15 Lakhs for automation of Library services in 2011-12. As a result, 27,000 Books Tagged with RFID Security System in the first phase. In the second phase, 16,544 Books with RFID Security System tagged and the work is completed. Further in the third phase, 22,000 Books with RFID Security System tagged and now the work is completed with all the books tagged using security system.

e-Journals (Subscribed by University):

ASM – Life Science (Online)

1. Antimicrobial Agents and Chemotherapy
2. Applied and Environmental Microbiology
3. Clinical and Vaccine Immunology
4. Clinical Microbiology Reviews
5. Eukaryotic Cell
6. Infection and Immunity
7. Journal of Bacteriology
8. Journal of Clinical Microbiology
9. Journal of Virology
10. mBio
11. Microbiology and Molecular Biology Reviews
12. Molecular and Cellular Biology
13. Minireview Collection of all Journals

Emerald Publishers: (Online)

Management, Economics and Commerce:

14. Academic Revista Latinoamericana de Administration
15. American Journal of Business
16. Asia-Pacific Journal of Business Administration
17. Baltic Journal of Management
18. Business Strategy Series
19. Chinese Management Studies
20. Competitiveness Review: An International Business Journal
21. Corporate Governance: The International Journal of Business in Society
22. Critical Perspectives on International Business
23. Cross Cultural Management: An International Journal
24. Euromed Journal of Business
25. European Business Review
26. European Journal of Innovation Management
27. Foresight
28. International Journal of Commerce and Management
29. International Journal of Conflict Management

30. International Journal of Emerging Markets
31. International Journal of Entrepreneurial Behaviour and Research
32. International Journal of Gender and Entrepreneurship
33. International Journal of Law and Management
34. International Journal of Managing Projects in Business
35. International Journal of Retail and Distribution Management
36. International Journal of Wine Business Research
37. Journal of Advances in Management Research
38. Journal of Asia Business Studies
39. Journal of Business Strategy
40. Journal of Chinese Entrepreneurship
41. Journal of Enterprising Communities: People and Places in the Global Economy
42. Journal of Entrepreneurship and Public Policy
43. Journal of Family Business Management
44. Journal of Global Responsibility
45. Journal of Indian Business Research
46. Journal of International Trade Law and Policy
47. Journal of Knowledge-based Innovation in China
48. Journal of Management History
49. Journal of Modeling in Management
50. Journal of Service Management
51. Journal of Small Business and Enterprise Development
52. Journal of Strategy and Management
53. Management Decision
54. Management Research Review
55. Management Research: Journal of the Iberoamerican Academy of Management
56. Measuring Business Excellence
57. Multinational Business Review
58. Nankai Business Review International
59. Social Enterprise Journal
60. Social Responsibility Journal
61. Society and Business Review
62. South Asian Journal of Global Business Research
63. Sport, Business and Management: An International Journal
64. Strategic Direction
65. Strategy and Leadership
66. World Journal of Entrepreneurship, Management and Sustainable Development
67. Arts Marketing: An International Journal
68. Asia Pacific Journal of Marketing and Logistics
69. Corporate Communications: An International Journal
70. European Journal of Marketing
71. International Journal of Bank Marketing
72. International Journal of Pharmaceutical and Healthcare Marketing
73. International Marketing Review
74. Journal of Business and Industrial Marketing
75. Journal of Communication Management
76. Journal of Consumer Marketing
77. Journal of Fashion Marketing and Management: An International Journal
78. Journal of Historical Research in Marketing

79. Journal of Islamic Marketing
80. Journal of Product and Brand Management
81. Journal of Research in Marketing and Entrepreneurship
82. Journal of Research in Interactive Marketing
83. Journal of Services Marketing
84. Journal of Social Marketing
85. Marketing Intelligence and Planning
86. Qualitative Market Research: An International Journal
87. Young Consumers
88. IMP Journal
- EBSCO Database - 1 No

e-Journals (UGC – Consortium):

1. Springerlink - 1,763 Nos
2. Cambridge University Press - 224 Nos
3. Wiley-Blackwell - 908 Nos
4. American Chemical Society - 37 Nos
5. American Physical Society - 10 Nos
6. American Institute of Physics - 18 Nos
7. JSTOR - 2,073 Nos
8. Emerald – University Collections - 133 Nos
9. Economic and Political Weekly - 1 No
10. J-Gate Plus Database - 1 No
11. ISID Database - 1 No
12. Web of Science Database - 1 No
13. Annual Reviews - 43 Nos
14. Nature - 1 No
15. Taylor and Francis - 1,079 Nos

4.3 Library services:

		Existing <i>(up to June 30, 2015)</i>		Newly Added (from July 1, 2015 <i>to</i> June 30, 2016)		Total <i>(as on June 30, 2016)</i>	
		No.	Value Rs.	No.	Value Rs.	No.	Value Rs.
Text Books		73,216	3,10,04,507.00	4,358	25,78,599.00	77,574	3,35,83,106.00
Reference Books		6,519	2,63,77,851.00	279	25,65,137.00	6,798	2,89,42,988.00
Total		79,735	5,73,82,358.00	4,637	51,43,736.00	84,372	6,25,26,094.00
e-Books		---	---	---	---	---	---
Journals (Print)		180	69,38,985.00	17	7,42,874.00	197	76,81,859.00
e-Journals	<i>Subscribed by University</i>	88	20,94,113.00	---	8,75,922.00	88	29,70,035.00
	<i>UGC - Consortium</i>	5,063	---	1,227	---	6,290	---
Online Database		1 (EBSCO)	10,93,472.00	---	---	1	10,93,472.00

CD & Video	2,455	---	106	---	2,561	---
Other (Specify)	---	---	---	---	---	---

4.4 Technology up gradation (overall)

	Total Computers	Computer Labs	Internet	Browsing Centres	Computer Centres	Office	Departments	Others
Existing	486	60	311	2	5	17	53	4
Added	75	1	70	-	-	-	-	6
Total	561	61	381	2	5	17	53	10

4.5 Computer, Internet access, training to teachers and students and any other programme for technology upgradation (Networking, e-Governance etc.)

- ✚ Yes the training to teachers and students were sensitized to meet the updation of networking and e-governance by the computer science department. Internet & wifi accessed by all the faculty and research scholars.
- ✚ Students are provided with Wi-Fi connectivity.
- ✚ Students are regularly trained for upgrading the computer based methodology scientific studies.

4.6 Amount spent on maintenance in lakhs:

i) ICT

0.66

ii) Campus Infrastructure and facilities

34.61

iii) Equipments

1.71

iv) Others

0.53

Total:

37.52

Criterion – V

5. Student Support and Progression

5.1 Contribution of IQAC in enhancing awareness about Student Support Services

- ✚ Motivating the Faculty to uplift the computer knowledge of our students
- ✚ Encourage the faculty to conduct IAS/IPS/Civil/State level competitive examination coaching.
- ✚ Through Feedback analysis report faculty are encouraged to take care about the weaker section of our students
- ✚ Fund is allotted highly our University to conduct extra coaching classes for SC/ST/OBC students

5.2 Efforts made by the institution for tracking the progression

- ✚ Regular observation in both theory and practical classes
- ✚ Regular meetings/monitoring if the wards.
- ✚ Faculty involvement through counselling system
- ✚ Regular feedback from students & Teaching faculty (Self Assessment proforma)

5.3 (a) Total Number of students

UG	PG	Ph. D.	Others
29	761	448	368

(b) No. of students outside the state

96

(c) No. of international students

4

No	%
290	36.71

Men

Women

No	%
500	63.29

Last Year (2014-15)						This Year (2015-16)					
General	SC	ST	OBC	Physically Challenged	Total	General	SC	ST	OBC	Physically Challenged	Total
34	173	11	383	2	603	19	208	14	548	1	790

Demand ratio

Dropout %

Sl No	Department	Demand Ratio	Dropout
1	Biochemistry	1:1	3%
2	Biotech	-	-
3	Botany	1: 13	4 Nos – 7%
4	Chemistry	1:9	2.6%
5	Commerce	-	-
6	Comp. Sci.	MCA-1:1, M.Sc.2:1,M.Phil.5:1	MCA-3.4%,M.Sc.7.5%,M.Phil.-
7	Economics	-	-
8	Education	M.Ed.2.22, M.Phil-1.1 M.Phil. WE-2.8	2
9	English	P.G.4:1, M.Phil. 10:1	P.G.5:1, M.Phil. 7:1
10	EVS	-	6.66%
11	Food Science	16/30	01%
12	Geology	-	-
13	JMC	1:5	7.6%

14	L & IS	1:1	-
15	Mathematics	-	-
16	Microbiology	1:9	3.33%
17	PRIMS	1:6	MBA-3.33%, M.Phil-6.89%
18	Physics	1:5	-
19	Psychology	1:2	10%
20	Sociology	1:1	-
21	Tamil	-	-
22	Zoology	1.2:1	-
23	Textiles	-	6%
24	Energy Studies	-	-
25	History	-	-

5.4 Details of student support mechanism for coaching for competitive examinations (If any)

- ✚ Conducting Weekly Seminar for M.A. M.Phil. Ph.D. Separately
- ✚ Encouraging Students to write articles in News Papers, Magazines etc.
- ✚ Preparing Students to appear for Competitive Examinations and Giving training to face interviews
- ✚ Languages Skill Development Programme
- ✚ Writing Skill, Speech Development Skill, Preparation such as TNPSC
- ✚ Free of cost course for competitive Examinations UGC NET/SET, personality improvement and soft skill course.
- ✚ Teachers during scheduled hours train the students through counselling for appearing competitive examination.
- ✚ Conducting seminars for orienting students to confidence building.
- ✚ Students and research scholars have participated in Kabbadi and Volley ball/Chess/Shuttle card /Cricket/Essay competitions within the University

No. of students beneficiaries

571

5.5 No. of students qualified in these examinations

NET	22	SET/SLET	4	GATE	1	CAT	1
IAS/IPS etc	-	State PSC	1	UPSC	-	Others	8

5.6 Details of student counselling and career guidance

1.Details of Student Counselling and Career Guidance:

Career Counselling and Placement Cell endeavour in getting the Students Placed in reputed Companies, government departments and in private sectors. Students are given Coaching/ training on Soft Skills and Language Skills. The Faculty Members and Placement Officer are trained by experts from industry and academia. They in turn train their students and motivate them to develop and improve their communication skills, interview skills.

Aptitude Test/Model Test, Group Discussions are conducted for the benefit of students. In the Mock Campus Drives students were given Model Question papers and solution and follow up coaching are taken up in respective Institutions.

Invited Talks are arranged for the students, faculty/placement officers by inviting experts from leading Companies/Organization and academicians from various departments for motivating students regarding their career.

For the SC-ST and Economically Weaker sections the Career Counselling & Placement Cell arranges special free-training for about 100 hours. This training is arranged as part of Affirmative Action Program (AAP) through various companies as part of Corporate Social Responsibility (CSR). Many students of Periyar University who were not successful in the Campus Drives and who need some special assistance to improve their skill are trained and placed in reputed companies. Even the selected students were given Initial Learning Program (ILP) for one month training at Career Counselling & Placement Cell.

The Career Counselling & Placement Cell acts as an interface between the industry and the students and enables the students to select from their career options. It facilitates the selection process of all companies as per their requirement. The Career Counselling and Placement Cell liaisons with corporate organizations to provide suitable jobs to our students to make them successful professionals on completing their studies from Periyar University.

Periyar University has provided placement to about 1500 students (2015-16) directly or indirectly in various companies. We have also trained about 300 Teachers & Placement Officers for conducting Placement Drives and Training in Colleges through experts from Companies and Institutions. So far 11,744 students have participated in Campus placement Programs by Periyar University and its affiliated colleges for the past two years.

2. Institutionalized mechanism for Students in Placement:

- Coaching students through experts and trained teachers
- Training of Faculty Members & Placement Officer for the Placement of Students

No. of students benefitted

1459

S. No	Campus Drive& Company Name	Date	Venue	No. Students Participated
1.	Work Shop- Gajanana Medical Coding Institute, Chennai	23.07.05	Periyar University	300 Students Participated
2.	PU-TCS Campus to Corporate for Faculties	10-14.8.2015	AVS College	35 faculty members from 13 colleges

3.	Discussion with District Employment Exchange Officers in Dharmapuri District	8.8.2015	Dharmapuri Medical College Auditorium	15 faculty members Participated
4.	Placement Co-ordinators Meeting(Mega Job Offer, Dharmapuri)	11.8.2015	Placement Cell	15 placement officers participated
5.	TN-Mega Job Offer-Dharmapuri	12.9.2015	Placement Cell	80 Faculty members, placement officers participated. 1000 Candidates Selected
6.	Training for Students on GBFS by Infosys Trainers	18.8.2015 To 17.9.2015	Sri Sakthi Kailash College	100 Students Participated
7.	Placement officers Meeting-FDP	12.10.2015	Placement cell	45 Placement officers participated
8.	Sanmar Groups-Campus Drive-M.Com/M.Sc-Chemistry	30.10.2015	Placement Cell	70 Students Registered,35 Students participated.4 selected
9.	Infosys Faculty Development Program(FDP)-Mysore	24.11.2015 To 2.12.2015 30.11.2015 To 8.12.2015	Mysore	10 Faculty members participated 48 Faculties participated, College principals 6 nos Participated
10.	Vee Technologies Campus Drive-PG/UG	11 To 12.12.2015	Periyar Auditorium	1111 Candidates Participated,176 candidates Selected
11.	Placement officers Meeting for TCS Drive	11.1.2016	Placement Cell	36 Placement officers participated
12.	Infosys Campus Drive	23.1.2016 25.1.2016 27.1.2016 28.1.2016	Sri Sakthi Kailash Muthayammal Vivekananda Periyar University	3500 Students participated, (234 Periyar University Venue) total 432 Candidates Selected
13.	KVB & Fore Brain Technology Announcement	17.2.2016	All Colleges	UG& PG students

14.	TCS Campus Drive	4.3.2016 5.3.2016 6.3.2016	Vivekananda MGR college Muthyammal Sri Sakthi Kailsh Sri Vijay Vidyalaya Vicas-Sankari Bharathiyar	7000 candidates participated, 798 nos selected
15.	Achievers Day-lecture Program	22.3.2016 23.3.2016 27.3.2016 29.4.2016	AVS College Sri Sakthi Kailash Muthayammal college Bharathiar college	1200 candidates participated
16.	Malco (vedanda group) Campus Drive	2.4.2016	Periyar University	63 Students registered, 45 students Participated, 5 students Selected
17.	Capgemini Business Services Campus Drive	4.5.2016	Periyar University	150 candidates participated.13 nos shortlisted
18.	Infosys –GBFS-Mysore Faculty training Program	23.5.2016 To 31.5.2016 1.6.2016 To 10.6.2016	Mysore	54 Faculty & Principals Participated.

1. No. of Student participated in Campus Drive: **11,894 Nos**
2. No. of Student selected in Campus drive: **1415 Nos**

No of student selected in campus interviews in 2015-2016

Company Wise Employers List;

1. Sannmar Groups (Chemplast) : 4 nos.
2. Vee Technology : 176nos.
3. Infosys : 432 nos
4. TCS : 798 nos
5. Malco : 5 nos

5.7 Details of Campus Placement

<i>On campus</i>			<i>Off Campus</i>
Number of Organizations Visited	Number of Students Participated	Number of Students Placed	Number of Students Placed
6	11359	5	1459

5.8 Details of gender sensitization programmes

- ✚ We give equal opportunities to male & female and gender each semester is conducted with one sensitization programmes.
- ✚ Celebrate Women's Day and to discuss the social contradictory issues in groups
- ✚ Conducted along with the Orientation programme during 27.07.2015 and 30.07.2-16

In the Title of:

- Understanding the interface between ecology and human behaviour
- Malfunctions of Mind and Mental profession
- Clinical Hypnotherapy Basics and Beyond.

- ✚ Women empowerment
- ✚ Human Rights and its relevance

5.9 Students Activities

5.9.1 No. of students participated in Sports, Games and other events

State/ University level **196** National level **6** International level **4**

No. of students participated in cultural events

State/ University level **112** National level **-** International level **-**

5.9.2 No. of medals /awards won by students in Sports, Games and other events

Sports : State/ University level **1246** National level **5** International level **-**

University Level medal Winners:	Men	Women	Total
	689	557	1,246

Cultural: State/ University level **-** National level **-** International level **-**

5.10 Scholarships and Financial Support

	Number of students	Amount
Financial support from institution	-	-
Financial support from government	1331	1,02,82,932
Financial support from other sources	-	-
Number of students who received International/ National recognitions	361	*

*

Sl.No.	Number of students who received International/National recognitions (5.10)		
	Department	Number of Students	Amount Rs.
1	Biochemistry	RGNF-2 ICMR-1 DST SERB-1	25,000+HRA/month 33,950/month 55,000/month
2	Biotech	-	-
3	Botany	4 - DST/RGNF	1,20,000/month
4	Chemistry	6	10,50,000/-
5	Commerce	-	-
6	Comp. Science	31	3,90,500
7	Economics	ICSSR-3,URF-5 (8)	73,000
8	Education	5 RGNF MANF ICSSR	1,25,000/month 25,000/month 16,000/month
9	English	-	-
10	EVS	13	76,000
11	Food Science	7	49,200
12	Geology	-	-
13	JMC	4	6,42,000
14	L & IS	-	-
15	Mathematics	4	-
16	Microbiology	17+59	29,46,000 3,38,716
17	PRIMS	179	-
18	Physics	1	-
19	Psychology	2	-
20	Sociology	1	-
21	Tamil	-	-
22	Zoology	5 URF 4 PF 3 JRF	5000/month 8000/month 30000/month
23	Textiles	-	-
24	Energy Studies	-	-
25	History	UFR-4	20,000
	Total	361	

5.11 Student organised / initiatives

Fairs	: State/ University level	5	National level	-	International level	-
Exhibition:	State/ University level	-	National level	-	International level	-
Cultural:	State/ University level	20	National level	5	International level	-

5.12 No. of social initiatives undertaken by the students

Depts.: 128

NSS: 55

5.13 Major grievances of students (if any) redressed:

- Providing Wi-Fi facility in the Hostel for both men and women separately.

Criterion – VI

6. Governance, Leadership and Management

6.1 State the Vision and Mission of the institution

Vision

Imparting knowledge to the society through formal and informal modes and contributing to nation building.

Mission

- ✚ To establish teaching and research departments in the frontier areas of humanities, science and technology.
- ✚ To institute specialized Research Centres of Excellence.
- ✚ To design courses and to train students to improve academic excellence.
- ✚ To enhance academia – industry interaction to make students employable.
- ✚ To involve in extension and outreach programmes to achieve the goal of eradicating illiteracy among the people of the jurisdictional area of the University.
- ✚ To evolve Periyar University as a globally known academic and research institution.
- ✚ To inculcate values, ethics, scientific temper and environmental awareness.

6.2 Does the Institution has a management Information System

The Heads of departments ensure the smooth functioning of the activities of the department in collaboration with other members of the department. Regular meetings of the Faculty are held to discuss and decide on matters relating to academics and administration. For the smooth and effective functioning of the University, interactions with stakeholders comprising parents, alumni and the students, are regularly organized. Feedback received from faculty, students, alumni and other stake-holders are considered for continuous review and revision which are relevant to the changing needs of higher education.

6.3 Quality improvement strategies adopted by the institution for each of the following:

6.3.1 Curriculum Development

- Board of Studies for updating and revising syllabus content are regularly conducted in all the Department by covering the syllabi of CSIR, GATE, SET, TRB etc.,
- Industrial experts, Alumni, and Subjects experts are included in the Board of Studies apart from the faculty members in all the Departments.
- Feedback on curriculum is regularly received from students, alumni, parents and industrial stakeholders.
- Based on the feedback analysis and need based analysis, curriculum has also been revised and updated every year.
- We are following the advanced teaching methods like - ICT, PPT, Molecular models, Virtual Laboratories, Field visits for science faculty, Demo, Slides, Charts Modules to avoid animal sacrificing.

Teaching Process

- Class room interaction
- Case to concept analysis
- Soft Skill Training
- Internship for Science Students
- IT Training and Field Work for Computer Science students
- Internet Exposure for both students and faculty
- Hands on training
- Virtual Laboratories

Learning Process

Planning

Instructing

Assessing

Exploring

Implication and Evaluation

Entrepreneurship Training

Participatory learning method is encouraged

Student-Teacher interaction

Mentor-Mentee interaction

Case Study – Group discussion, Role play, Mime, Movie Screening

Literacy completions

Oratorical, Essay writing, Poetry writing

Library facilities and online resources

6.3.2 Teaching and Learning

Biochemistry: (i) ICT (ii) Molecular models and animations

Biotechnology

Innovative Teaching Practices like virtual lab, participatory learning programs like field visit and Industrial visit and e-learning resources like PowerPoint lectures, e-books and e-journals are provided in the Department.

Botany

A overview of the theory and research
Practical suggestions for classroom
Snapshots of appropriate biological process
A series of questions to support reflection

Chemistry

We are following the Hi-tech method of teaching

(i) ICT (ii) PPT (iii) Molecular models & live models

Introduced two new elective and supportive courses in new areas of chemistry

Computer Science:

Teaching

1. Class room interaction
2. Soft Skill Training
3. Internship
4. IT Training and Field Work
5. International Exposer
6. Hands on Training

Learning

1. Planning
2. Instructing
3. Assessing

Economics:

Teaching methods include the use of ICT, Participatory techniques and case study based method, students are encouraged to present their ideal in seminar.

Education

Bridge courses are conducted for communication skills, computer literacy and statistical analysis. e-Content and Multimedia presentations in M.Ed. and M.Phil. level.

EVS: Innovative teaching methods, restructuring new chapters in the emerging areas of knowledge, encouraging publication, organizing seminars are the measures taken by the department for the enhancement of quality continuous improvement.

Food Science: Lectures, Orientation Class, Bridge Course, Study Material Assignment, Seminar, Group Discussion Interaction, Industrial Visit & Internship

Geology:

We are following the Hi-tech method of teaching

(i) ICT (ii) PPT

JMC: We are following participatory learning

L & IS: Participatory Learning method is encouraged.

Mathematics: Student – Teacher interaction method.










Microbiology:

Mentor – Mentee, Individual course teacher gives separate attention to the slow learners.

PRIMS:

The faculty apart from classroom teaching, adopts case discussions and power point presentations in their teaching methodology, subject experts are frequently invited to deliver lectures on contemporary management practices. Soft skills programmes are organized frequently to enhance the students' knowledge in areas like communication skills, leadership skills and computer skills.

Psychology:

-  Catering to the diverse academic needs of the students who are majorly from other states
-  Professional Training through workshops, conferences and special lectures.
-  Orientation Programme Series at the first week of admission itself
-  Case Study Based Teaching
-  Group Discussion
-  Role Play
-  Mime
-  Movie Screening
-  Lecture & Seminar

Tamil:

To Ensure Students' participation by giving importance to Group Discussion

One of the depressed PG Students of our department, who wants to discontinue his study, was counseled and guided by the faculty council. Now the above said student has successfully completed his PG Programme and continues his M.Phil. Programme at our Department

To bring out the creativity of Students to conduct various literary competitions

History: Teaching methods include the use of ICT, Participatory techniques and case study based method, students are encouraged to present their ideal in seminar

Sociology: 1. Group discussion 2. Weekly seminar

6.3.3 Examination and Evaluation

Central evaluation method is followed by the Department (dummy number during evaluation to maintain confidentiality). Transparency for revaluation, retotalling, and Xerox copy of the answer sheet system is followed as per university norms. Results of examination would be declared in time (a week to 10 days)

Internals Assessment:

- Test
- Assignment
- Seminar
- Attendance
- Record book submission
- Review Analysis cum group discussion
- Report
- Autonomy is followed in conducting exams and the declaration of results for CBCS patterns.
- Model examinations, model practical, and student seminars are conducted.
- The Continuous Internal Assessment (CIA) and its evaluation process are made transparent.
- All the students are given a chance to improve the CIA score. Similar in theory and practical examinations students are entitled to get the photo copy of the answer scripts and they can apply for revaluation.

6.3.4 Research and Development

- Faculty members have submitted research proposal to various funding agencies.
- Research Projects have been received from various funding sources like DST, DBT, ICMR, UGC, etc.
- Department of Chemistry got the DST-FIST financial support Rs.35 Lakhs and got the UGC-SAP financial support of Rs.1.12 crore and two project fellowship.
- Department of Geology got DST-FIST financial support Rs. 30.5 lakhs. Purchased the Petro thin, Stereo Zoom Microscopes, and Computer centre Network facilities and added some books in the department library.

Promotional Activities:

- Research Collaboration is encouraged
- MOUs with institutions and industries
- Organized Conferences/Seminars/Workshops
- Faculty members and students are encouraged to participate in National and International conferences
- Hands on Training in Research Methodology
- Special Lecture programmes are conducted in all the Departments

- The faculties and students are encouraged to take up the research projects and to publish in peer reviewed journals

6.3.5 Library, ICT and physical infrastructure / instrumentation

All the required facilities are provided to the Departments to conduct a smooth class room interaction with the students' community to promote and upgrade the learning process.

Biochemistry:

Purchase of Biochemistry related books for 2.0 lakhs

Biotechnology

We have sophisticated Library facility equipped with Reference Books: 161, Text Books: 460, Journals: 03, 5 computers

Botany

Students and scholars are utilizing wide network in the department and library
Sufficient infrastructure and instruments are available in the department and university.

Chemistry

- We purchased chemistry related books worth Rs.2.0 lakhs.

Computer Science:

No.of Books available in the Department Library: 1112

No.of Xerox Machines: 2

No. of LCD projectors: 7

No.of Computers: 84

No.of Printers: 8

No. of Servers: 1

No.of Scanners: 1

Economics:

The department has well-stocked library, computers for scholars and good physical infrastructure.

Education

Language Lab -15 Computers

ICT Lab - 32 Computers

Library - 3,208 Books and 54 Journals

Food Science: 60 Books, online resources

EVS: The Departmental Library was added with a number of new text books and reference books of the Environmental Science.

Geology: We purchased Geology related books worth Rs.2.0 lakhs

The most recent coaching tools like interactive Electronic Boards, LCD projectors and computers are widely used as classroom teaching support in the University teaching departments

JMC: 500 volumes added

L& IS: Department Library with 250 volumes of text and reference books.

Mathematics: Interactive Board available in M.Phil. Class 1120 Books in our department Library.

Microbiology:

- Accession to Infilibnet and Infonet
- Individual Lab for each faculty
- Common Wi-Fi, Lan
- Common department internet and library
- 14 e-journals subscribed

PRIMS:

The institute has an in-house library facility for the MBA students. The central library is equipped with computer facilities and subscribes to various International e-journals.

Psychology:

Separate Department Library-364 Books:

- Text Books
- Dictionaries
- Training Modules
- Therapeutic Modules
- Physical Facilities:
 - Classrooms: 2
 - Laboratory: 1
 - LCD Display/Projector: 2
 - Computers: 9
 - Laptops: 2
 - Over Head Projector: 1
- **IT as Learning Resources**
 - E-Books in the Department Library: 147
 - Content Related Videos: 20
 - PPTs prepared by the Teachers: 25
 - Online Journal: 1
 - (The Counseling Psychologist)
 - SPSS Software installed

Tamil: The ICT tools such as OHP, PPT and Websites are used for Teaching

Sociology: Laptops, desktop computer, LCD Projector

6.3.6 Human Resource Management

- Industrial collaborations were made to initiate employment opportunities and giving enough counselling to meet the industrial needs and placements.
- Faculty members have undergone orientation course and faculty development training to enrich their knowledge.
- Regular meetings with HOD, seminars discussion planning forum enhance the skill sets of the facilities and the students.
- The Head of the Department is responsible for the academic and research-programmes of the Departments. Developing the infrastructure for teaching learning and motivating the faculty for research schemes, organizing the seminars/symposia/conferences are the prime activities of the Heads of the Department.

6.3.7 Faculty and Staff recruitment

- The recruitment of the faculty and non-teaching staff is done on the basis of type of post created strictly by following the rules and regulations laid down by the State Government, UGC, and University norms.

6.3.8 Industry Interaction / Collaboration

- Industries like DSK innoscience (Thenkanikottai, HOSUR), AURA Biotechnologies (Chennai) being interacted for the promotion of research and employment opportunities. Collaboration with Bharathidasan University, Alagappa University, Osmania University etc.
- ICTACT, Chennai, 2.IEEE Chennai Chapter, 3. Salem Cancer Institute.
- MoUs with various food industries to carry out industry oriented research and technology transfer. They are 1. Arusuvai Agro, Products Pvt. Ltd., Krishnagiri. 2. Aqua agri Processing, Pvt. Ltd., Manamadurai. 3. Sago Serve, Salem, 4. Salem Gopi Hospital Pvt. Ltd., Salem. 5. Sri Selliamman Sgao Factory, Namakkal.
- Jail authorized industry linkage for B.Voc. programme
- Department of Microbiology had established collaborations with SS Biochem Pvt Ltd, Salem, Vinzisperri Pvt Ltd, Coimbatore, Moon Foods Pvt, Ltd, Erode, Adityaa Agro Pvt, Ltd, Chennai, Green Chem formulation Pvt., Ltd, Bangalore, Virbac Animal Health Products, Mumbai, IPCA Pharmaceuticals, Mumbai.

6.3.9 Admission of Students

The University is giving advertisement in the leading National and Regional News Papers every year for admission of students to various courses offered in the University Departments. In addition to that, the information's and details for admissions are uploaded in the University Website.

The applications received for various courses are processed by the respective Department Head and faculty members. The eligible applications are shortlisted and the applicants are informed about entrance test or interview, well in advance by the respective heads of the Departments. The marks scored in the qualifying examinations and the performance of entrance test/interview will be taken together to finalise the selection list and the seats will be allotted to

different category of students in accordance with the Tamil Nadu Government reservation norms.

The selection list of various communal categories and general category are displayed on the University/Department notice board and also uploaded in the website. Thus, we maintain 100% transparency in the admission process.

For the admission of students in the PG courses, we follow merit with entrance test. For M.Phil. and Ph.D. Programmes we follow merit with entrance test and the interview performance for admitting the students

The score obtained in the common entrance test conducted by state agencies (TANSET) and the National agencies (CAT) are the criteria for admitting students in MCA and MBA programmes.

The affiliated colleges of our University are strictly following the admission procedures and guidelines issued by the Directorate of Collegiate Education, Government of Tamil Nadu. The University nominee will be in the various committees of affiliated colleges is empowered to oversee the admission process. If there are any specific complaints/grievances from the students/ parents, the University inquire the issues and solutions will be given to the students.

The University review the admission process of various Departments by constituting an expert committee and verify the selection list in all possible aspects. If there are any thin/poor enrolment of students in few Departments viewed seriously and proper directions will be given to enhance the enrolment.

We follow the communal reservation norms in the admission of students of SC/ST, OBC and other deprived sections of society. We also give special quota for the outstanding achievers in sports and games.

Normally, in our University we are getting more applications for various programmes in these categories and hence no special attention is needed for admitting SC/ST and OBC students.

6.4 Welfare schemes for

Teaching	✓
Non-teaching	✓
Students	✓

6.5 Total corpus fund generated

Rs.12,00,000

6.6 Whether annual financial audit has been done

Yes

☐

No

☒

6.7 Whether Academic and Administrative Audit (AAA) has been done?

Audit Type	External		Internal	
	Yes/No	Agency	Yes/No	Authority
Academic	Yes	UGC, NAAC	Yes	IQAC
Administrative	Yes	Government of Tamil Nadu	Yes	Registrar/ Various Committees

6.8 Does the University/ Autonomous College declare results within 30 days?

For UG Programmes Yes ☐ No ☐

For PG Programmes Yes ☒ No ☐

6.9 What efforts are made by the University/ Autonomous College for Examination Reforms?

Meeting with Professors and all the stake holders had been conducted and it is recommended to introduce aptitude type of questions, which will help the students for attending various competitive examinations.

6.10 What efforts are made by the University to promote autonomy in the affiliated/constituent colleges?

The faculty members of the University Departments are coordinating with the various Departments of affiliated Colleges and provide all academic supports to them to run the course effectively. Special lecturers are also delivered by our faculty to the students of affiliated colleges to promote research. The administration also formed various committees to look in to the affairs of the affiliated colleges. The curriculum development cell of our University is providing all assistance to the affiliated colleges in getting grants from UGC and other funding agencies. The University encourages the autonomy of colleges and we have five autonomous colleges and they are performing well.

6.11 Activities and support from the Alumni Association

Biochemistry:

Alumni meet every year and get feedback from them for further development of the department. Interaction with present students, sharing their knowledge and their experience etc.

Botany: Feedback received from alumni students for enrich the curriculum

Biotechnology

Alumini Member is associated with Board of Studies for the updation of syllabus and question paper pattern.

Chemistry

We organize the alumni meeting every year. We got feedback from alumni members for further development of our department.

Economics: A very good rapport exists between the department and the alumni.

Education

The Alumni Association Meeting was held on 31.01.2015 in the Department in which 120 students were participated and discussed about Curriculum Revised and Teaching practices.

EVS: Pen Green Alumni association meeting was conducted and their feedback and support were received to revise the curriculum.

Geology: We organize the alumni meeting every year. We got feedback from alumni members for further development of our department.

JMC: Meeting convened

L & IS: Alumni extend support to our students get placed.

Microbiology:

- Improvement of syllabus
- Improvement of infrastructure
- Improvement on extra cultural activities

PRIMS:

Alumni meets are conducted annually and the progress of the students are monitored. Alumni's who are placed well in companies were requested to give their full support in the developmental activities of the department

Psychology:

By students Network and by Faculty Network Alumni are Contacted personally and their Ideas are incorporated to promote the Profession

Tamil: Old Students of Tamil dept. discussed about the curriculum designing and academic activities. In this meeting they expressed their eagerness to participate in all the academic activities to be conducted in future.

Zoology: Alumni association meeting were held regularly and the Alumni use to discuss with the current students in improvement of their carrier. Alumni help is organizing conferences and workshops.

Sociology: Identifying the employment for the present students

6.12 Activities and support from the Parent – Teacher Association

Biochemistry:

Parent – Teacher meeting are conducted twice in a year. Students counseling, parents feedback about the curriculum etc.

Botany: Parent teacher meeting was held every academic year and the feedback from the parents have been received and action taken.

Biotechnology

Every semester parents- teachers meeting was conducted to monitor the students performance overall in education and to develop their extra curriculum.

Chemistry

We organize the Parent – Teacher meeting yearly twice. In this meeting we discuss the students exam result marks, job related doubts and also we got the feedback for improvement of the department.

Commerce: Parent – Teacher Association Meeting Conducted on 29.03.2016

Economics: Parents-Teachers and students meeting held on 10.09.2015

Education: The Parent – Teacher Association Meeting has held on 10.02.2016 in the Department in which 40 students and their parents have participated and discussed about Curricular and Co-Curricular activities with the Teachers.

EVS: Obtained parents feedback from parents about students’ performance and discussed at the Parent-Teacher Association

Geology: We organize the Parent - Teacher meeting yearly twice. In this meeting we discuss the student’s exam result marks, job related doubts and also we got the feedback for improvement of the department.

L & IS: PTA meeting is regularly conducted every semester.

Mathematics: Parent-Teacher Association meeting held on 21.01.2016. Suggestion received from parents to improve the students needs.

Microbiology:

- Improvement of infrastructure
- Mentor-Mentee

Physics: Parent Teacher meeting organized and the views of the parents are being considered and implemented.

Psychology:

- By students Network and by Faculty Network Parents are Contacted personally and their Ideas are incorporated to promote the holistic development of their wards.

Tamil: Parent - Teacher Meeting conducted on 01 - 07-2016

Zoology: Once in a year parents are invited to the Department for Parent – Teacher Association meeting. They discuss with the staff members on the performance of their wards.

Sociology: Motivation and building the morale

6.13 Development programmes for support staff

- ✚ Special Computer Training is given to Non-teaching staff
- ✚ Sensitisation programme in File Keeping

6.14 Initiatives taken by the institution to make the campus eco-friendly

Biochemistry

Encourage students to make the campus eco-friendly by planting trees

Botany

Students are involved in gardening to pursue making green in biodiversity in Garden by Encouraging plant saplings in and around of house

Biotechnology

Waste and our laboratory waste products are disposed at the right place making the campus pollution free.

Chemistry

We have planned to put 1000 trees in and around our campus and maintaining them by our NSS students.

Economics: The institution has been keen on having an eco-friendly campus.

Education: Maintenance of eco-Garden in the Department. Active participation of our Department NSS students in environmental cleaning aspects.

EVS: Clean campus programme was organized to maintain litter free and plastic free campus. Organic wastes recycling facility was created to maintain eco-friendly campus.

Awareness seminar on “Pollution Prevention & Regulatory Systems” was given to the students.

Food Science: NSS Students involved in campus Cleaning activities, Plantation of trees and creating awareness on dengue fever among village people.

JMC: Windmills and solar panels installed.

Microbiology:

- Proper waste disposal management
- Promotion of research towards generation of renewable energy

PRIMS:

Every month the MBA – NSS volunteers clean the campus and keep it eco-friendly and to have a sense of responsibility in environmental concern



Psychology:

1. Student volunteers are advised to pursue interdisciplinary courses on Environment and Ecology
2. Green Club
3. Maintaining Professionalism
4. Student Houses
5. Celebrating Multi Cultural Festivals like
 - Pongal
 - Onam
 - Ramzan
 - Christmas
 - Holi

Tamil:

- The department has barred the use of plastics.
- Encouraged tree plantation within campus as an eco-friendly measure.

Zoology:

-  Synthesis of biodegradable pesticides.
-  Biological methods adopted for synthesis of metal nano particles further used in drug loading.

Sociology: Green campus by periodical work

History: The institution has been keen on having an eco-friendly campus.

Criterion – VII

7. Innovations and Best Practices

7.1 Innovations introduced during this academic year which have created a positive impact on the functioning of the institution. Give details.

- ✚ Construction of Green energy buildings – buildings with roof top solar energy production.
- ✚ Release of examination results to the students through SMS.
- ✚ Making campus green and clean.

7.2 Provide the Action Taken Report (ATR) based on the plan of action decided upon at the beginning of the year

- ✚ The University web page has been regularly updated to include any new information necessary for ensuring transparency in appointments.
- ✚ Faculty members have been encouraged to publish more number of papers in SCI journals and peer reviewed journals.
- ✚ IQAC is analyzing faculty performance on the basis of their publications in journals, books etc. provided in self-assessment proforma submitted yearly.
- ✚ Received Grants for UGC-SAP – 3 Departments.
- ✚ B.Voc. Programme in Food and Nutrition, and Textile and Apparel Designs.
- ✚ The University applied for NIRF ranking 2015 of MHRD.

7.3 Give two Best Practices of the institution (*please see the format in the NAAC Self-study Manuals*)

- i. Education and Awareness Programmes for Rural Society
- ii. The use of SMS service in delivering examination results

****Provide the details in Annexure- B (annexure need to be numbered as i, ii, iii)***

7.4 Contribution to environmental awareness / protection

- The university conducts a green audit of the campus regularly to ensure Green and Clean Campus. The NSS units and the volunteer students from our university are involved in campus cleaning and taking care of the trees in the campus.

- IQAC has given environmental awareness programme like pollution issues, pollution prevention, and environmental policy to the faculty and students.
- University maintains biodiversity garden is the campus with varieties of herbal plants and flowers.
- Campus bio wastes are properly managed and recycled to produce value added products such as biogas and compost.
- Awareness on power saving has been provided through pamphlets and stickers.

7.5 Whether environmental audit was conducted?

Yes

☒

No

☐

7.6 Any other relevant information the institution wishes to add. (for example SWOT Analysis)

Strength:

1. Strong research and publications.
2. 47th Rank at National Level – Ranked by National Institutional Ranking Framework (NIRF).
3. Excellent Student support service.
4. Periyar University Received two B.Voc. Programmes.
5. New buildings constructions for Science and Humanity Departments.
6. Good University-Public relationship
7. Equitable access to the quality higher education for students hailing from weaker section

Weakness:

1. Rural background with poor inputs
2. Lack of space for state of the art expansion
3. Limited number of overseas students
4. Limited staff exchange programmes with International bodies.
5. Industry-Institute collaboration.

Opportunities:

1. Introduction of innovative programmes on emerging thrust areas
2. More collaborative research projects with national and foreign institutes
3. Implementation of faculty and students exchange programme.
4. Filing for more patents in emerging research areas.
5. Aiming for University with potential for excellence status.


Challenges:

1. Internationalization of education.
2. Higher expectation of industries from Universities.
3. Competition with pioneered academic and research institutions.
4. State-of-the-art instrumentation facilities for advanced research.

8. Plans of institution for next year

- ✦ Increase research activities
- ✦ Construct additional Buildings
- ✦ Introduced new programmes

Name Dr. K. MURUGESAN



Signature of the Coordinator, IQAC

Coordinator
Internal Quality Assurance Cell
Periyar University
Periyar Palkalai Nagar
Salem - 636 011.

Name Prof. Dr. C. SWAMINATHAN



Signature of the Chairperson, IQAC

Prof. Dr. C. SWAMINATHAN
Vice Chancellor
Periyar University
Salem-636 011
Tamil Nadu, India.

Feedback Analysis

Feedback from Parents Teachers Association

- The parents denote and appreciate the facilities offered by departmental activities –like laboratories, infrastructure, green atmosphere, and easy accessibility.
- Parents appreciate the approaches of the Department faculty members and Head of the Department.
- Some of the parents mention usefulness of the syllabus which is helpful to prepare for NET Exams.
- Parents have advised the departments to conduct social awareness programmes.
- Parents have advised the Departments to conduct current affairs discussion periodically.

Feedback from Alumni Students

- Most of the students have given positive feedback towards curriculum, they suggested for the inclusion of some additional chapters like Guidance and counselling, political Science, Value Education, and Human rights.
- In case of psychology, students need more teaching practice classes for practicals.

Feed Back from Students

- The curriculum is updated with recent advances needed for the society in relation to the educational setup.
- While preparing question papers, basics levels are not tested.
- Questions in the examination should only be asked in concepts not a general one which can fetch marks alone. They should fetch desirable knowledge too.
- Evaluation should be done and based on correctness of answers alone marks should be provided. Evaluation should not be partial.
- Basic skill enrichment should be developed as a part of curriculum.
- Technical aspects should be taught for utilization of resources. Only searching in web without proper root cannot fulfil the needs of individual.

Best Practice (1)

1. Title of the Practice:

“Education and Awareness Programmes for Rural Society”

2. Objectives of the Practice:

- Rural Societies are important because they are the springs to feed urban society. Education and awareness can bring significant improvement and benefits to the rural societies.

3. The Context:

- The life expectancy of rural society is significantly associated with education and awareness.

4. The Practice:

- Cancer Awareness Programme – February 2016.
- Health awareness camp & Blood Grouping
- Awareness programme to the local farmers about the soil health and organic farming on the eve of World Soil Day 2015.
- Caring Mother Earth –Environmental awareness and competitions to the school and college students.
- Community Nutrition Camp at the village adapted by the University.
- Employment training Programme to the rural youth.
- Training programme for rural Self-Help Groups – mushroom cultivation and embroidery training

5. Evidence of Success:

- The trainee obtained higher levels of education and awareness are generally more likely to attain greater satisfaction in life.

6. Research Required:

- Progressive research and critical analysis are ongoing through the Department of Sociology, Salem.

7. Problems encountered:

- So far we did not face any problems in providing Education and Awareness programme to rural community.

Best practice (II)

1. Title of the Practice:

“The application of SMS service in the delivering of University examination results”

2. Objectives of the Practice:

- To introduce the SMS system for informing the examination results of the under graduate and postgraduate courses.

3. The Context:

- Digital media plays vital role in education. Releasing the results of semester examination in time is important for students' career. An appropriate digital media for fast delivering of results in hassle-free way can provide the opportunity to further move in studies or career.

4. The Practice:

- Release of the semester examination results through SMS to the registered cell phone of the each student of the university.

5. Evidence of Success:

- This Practice initiated by the Periyar University has been widely welcomed in various quarters. The initiative has helped the students in knowing the examination results without any difficulty. Informing results through the SMS immensely benefited the rural students. The Students' Federation of India (SFI) and The Salem District Students' Federation (SDSF) have welcomed and thanked the best practice initiated by the University.

6. Research Required:

- Outcome of this practice and students' feedback analysis are ongoing for further improvement of the SMS service for releasing the university exam results.

7. Problems encountered:

- No issues are met with sending the bulk SMS to students.

Abbreviations:

CAS	-	Career Advanced Scheme
CAT	-	Common Admission Test
CBCS	-	Choice Based Credit System
CE	-	Centre for Excellence
COP	-	Career Oriented Programme
CPE	-	College with Potential for Excellence
DPE	-	Department with Potential for Excellence
GATE	-	Graduate Aptitude Test
NET	-	National Eligibility Test
PEI	-	Physical Education Institution
SAP	-	Special Assistance Programme
SF	-	Self Financing
SLET	-	State Level Eligibility Test
TEI	-	Teacher Education Institution
UPE	-	University with Potential Excellence
UPSC	-	Union Public Service Commission

